

FAMILY

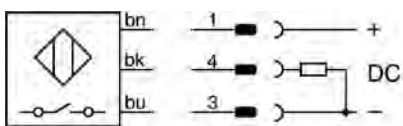
HOUSING SIZE

OPERATING DISTANCE MM

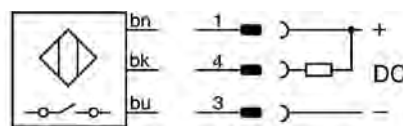
# INDUCTIVE

## WIRING DIAGRAMS

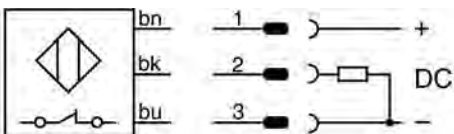
PNP NO



NPN NO



PNP NC



## DATA

Sensing face material

Operating pressure

Peak pressure

Housing material

Connection

Degree of protection

Mounting

Max. switching frequency

Supply voltage range

Ambient temperature range

Output current

PNP NO

NPN NO

PNP NO ( $S_n = 1.5 \text{ mm}$ )

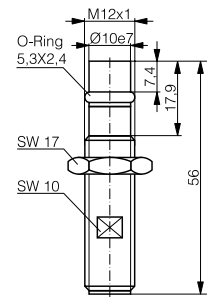
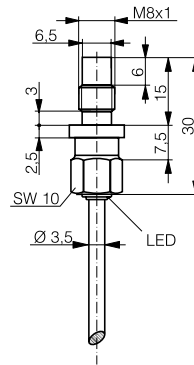
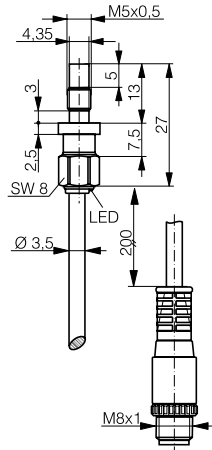
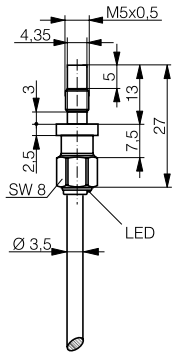
PNP NC ( $S_n = 1.5 \text{ mm}$ )

PNP NO ( $S_n = 2.5 \text{ mm}$ )

Other types available

# HIGH PRESSURE

EXTRA DISTANCE	EXTRA DISTANCE	EXTRA DISTANCE	EXTRA DISTANCE
M5 (P5)	M5 (P5)	M8 (P8)	M12 (P12)
1	1	1.5	1.5 (2.5)



\* IO-Link available from Q4/18

* IO-Link	* IO-Link	* IO-Link	* IO-Link
Ceramic ZrO <sub>2</sub>	Ceramic ZrO <sub>2</sub>	Ceramic ZrO <sub>2</sub>	Ceramic ZrO <sub>2</sub>
500 bar	500 bar	500 bar	500 bar
1000 bar	1000 bar	1000 bar	1000 bar
Stainless steel V4A / AISI 316L	Stainless steel V4A / AISI 316L	Stainless steel V4A / AISI 316L	Stainless steel V2A
PUR cable	PUR cable / Connector S8	PUR cable	Connector S12
IP 68	IP 68	IP 68	IP 68
Embeddable	Embeddable	Embeddable	Embeddable
1000 Hz	1000 Hz	800 Hz	600 Hz
10 ... 30 VDC	10 ... 30 VDC	10 ... 30 VDC	10 ... 30 VDC
-25 ... +100°C / -13 ... +212°F	-25 ... +100°C / -13 ... +212°F	-25 ... +100°C / -13 ... +212°F	-25 ... +100°C / -13 ... +212°F
≤ 200 mA	≤ 200 mA	≤ 200 mA	≤ 200 mA
<b>DW-AD-503-P5</b>	<b>DW-AV-503-P5-276</b>	<b>DW-AD-503-P8</b>	
<b>DW-AD-501-P5</b>	<b>DW-AV-501-P5-276</b>	<b>DW-AD-501-P8</b>	
			<b>DW-AS-503-P12-630</b>
			DW-AS-504-P12-630
			<b>DW-AS-523-P12-630</b>
PNP NC, NPN NC	PNP NC, NPN NC	PNP NC, NPN NC	NPN NO, NPN NC